
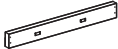














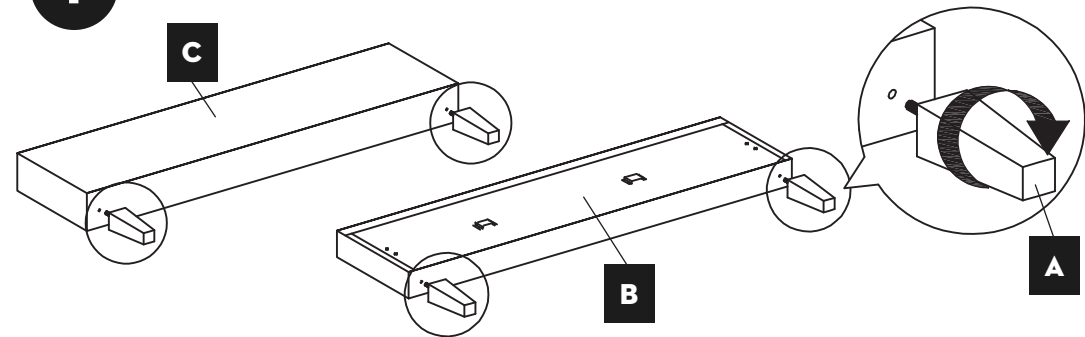
MALOUF® | EASTMAN UPHOLSTERED PLATFORM BED ASSEMBLY

A	 Legs	4 pcs
B	 Head Rail	1 pc
C	 Foot Rail	1 pc
D	 Side Rails	2 pcs
E	 Short Bolts (M8x20mm)	8 pcs
F	 70mm Allen Key	1 pc
G	 Leg Adjusters	0 pcs (Twin) 2 pcs (Queen/Full) 4 pcs (Cal King/King)
H	 Support Legs	0 pcs (Twin) 2 pcs (Queen/Full) 4 pcs (Cal King/King)
I	 Center Support Rail(s)	0 pcs (Twin) 1 pc (Queen/Full) 2 pcs (Cal King/King)
J	 Long Bolts (M6x40mm)	0 pcs (Twin) 2 pcs (Queen/Full) 4 pcs (Cal King/King)
K	 Short Screws (M4x25mm)	0 pcs (Twin) 2 pcs (Queen/Full) 4 pcs (Cal King/King)
L	 Long Screws (M4x32mm)	6 pcs (Twin) 9 pcs (Queen/Full) 12 pcs (Cal King/King)
M	 Slat Roll	1 pc
N	 65mm Allen Key	1 pc

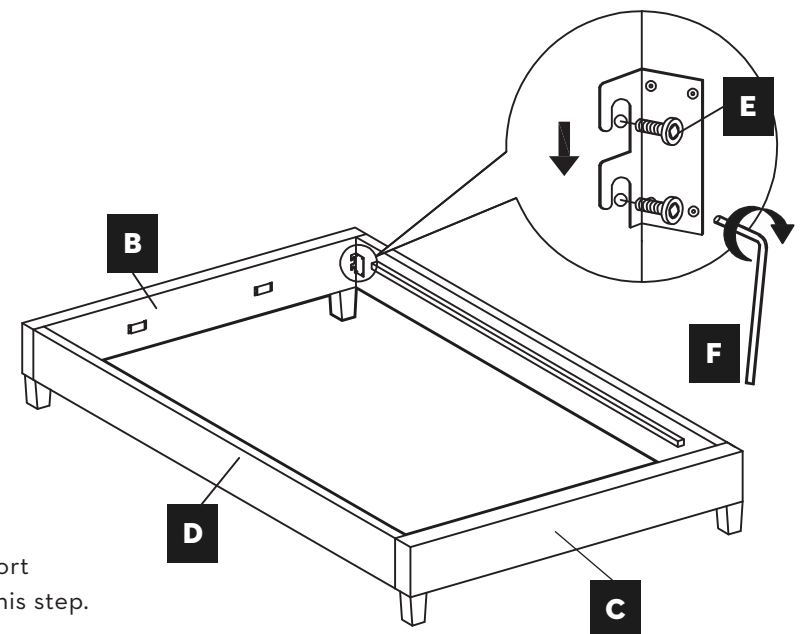
TOOLS NEEDED: Phillips Screwdriver



1 Tighten legs (A) to the head rail (B) and foot rail (C).



2 Attach side rails (D) to head rail (B) and foot rail (C) by tightening the short bolts (E) with Allen key (F).

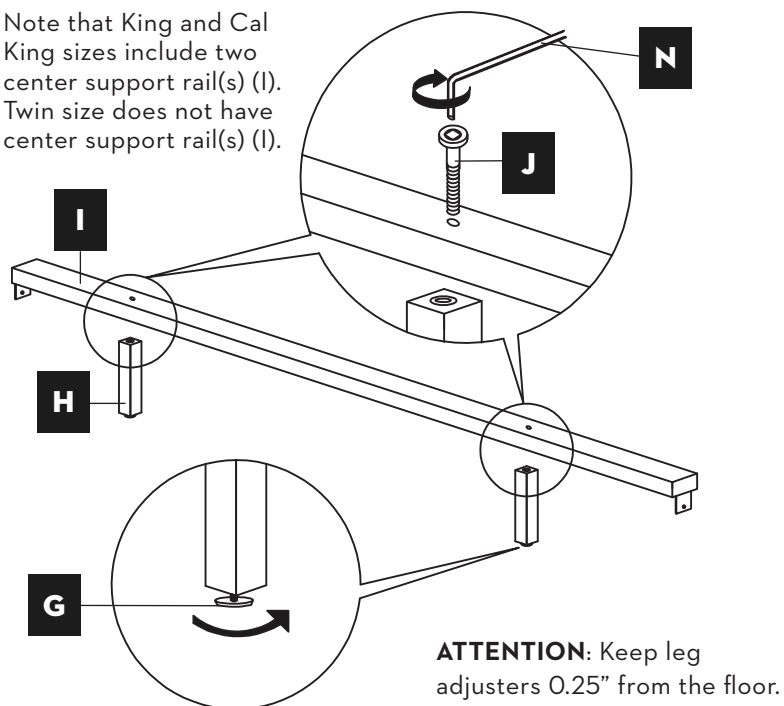


ATTENTION: Tighten short bolts (E) loosely during this step.

3

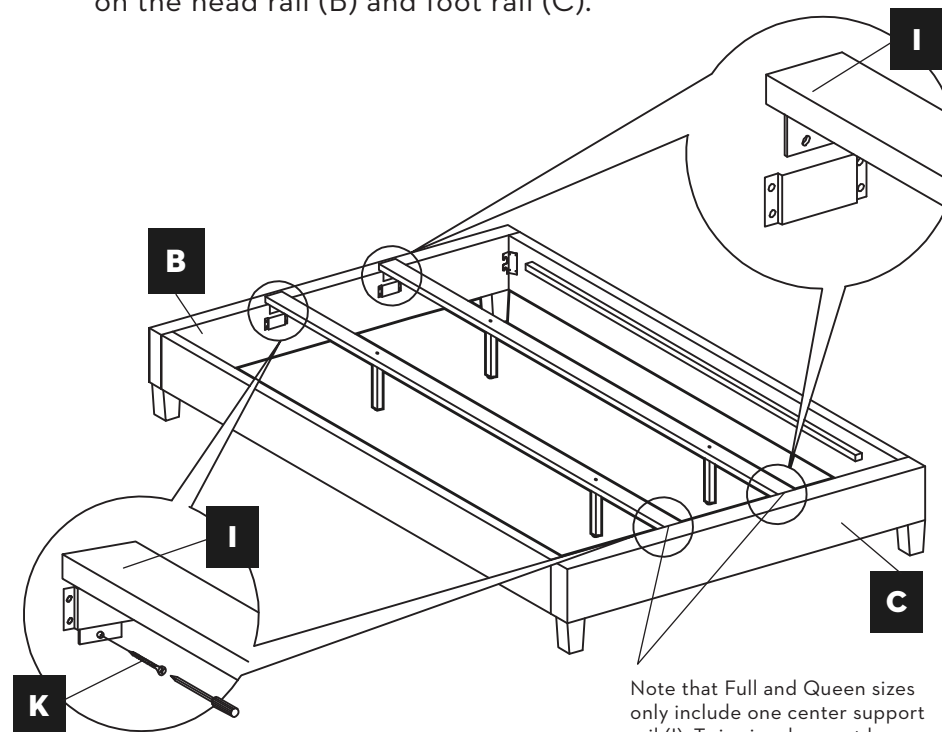
Attach leg adjusters (G) to the support legs (H). Then secure the support legs (H) to the center support rail(s) (I) with long bolts (J) and Allen key (N).

Note that King and Cal King sizes include two center support rail(s) (I). Twin size does not have center support rail(s) (I).



4

Slide center support rail(s) (I) into the head rail bracket (B) and foot rail bracket (C). Using a screwdriver, secure the center support rail(s) (I) by tightening the short screws (K) on the head rail (B) and foot rail (C).

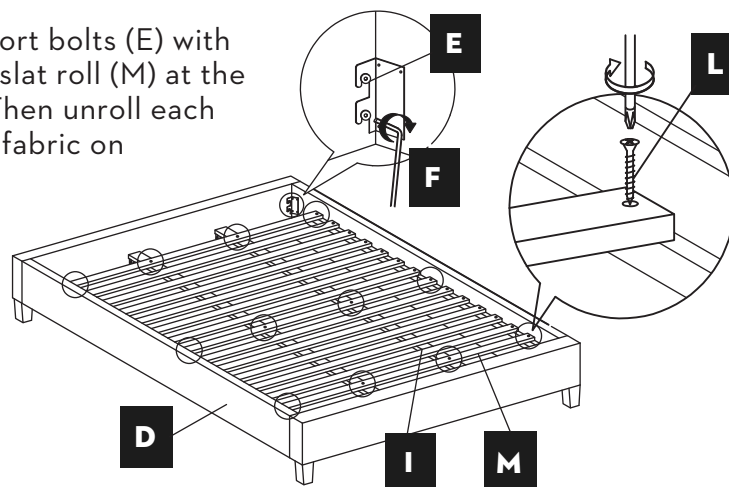


5

Finish tightening the short bolts (E) with Allen key (F). Place the slat roll (M) at the foot of the bed frame. Then unroll each slat and attach to black fabric on side rails (D).

Using a screwdriver, secure the slat roll to the side rails (D) and center support rail(s) (I) with 32 mm screws (L).

Note that number of screws varies depending on bed size.



M

MALOUFSLEEP.COM

CUSTOMERSERVICE@MALOUFSLEEP.COM

800-517-7179

Failure to follow these warnings and assembly instructions could result in serious injury or death. Read all instructions before assembling the furniture. Keep the assembly instructions for future use. Before each usage or assembly, inspect the furniture for damaged hardware or missing parts. DO NOT use the furniture if any parts are missing or broken. If replacement parts and instructional literature are needed, contact the manufacturer. DO NOT substitute parts.

15-YEAR LIMITED WARRANTY

WHAT IS COVERED

This warranty covers any defects in materials or workmanship, with the exceptions stated below.

HOW LONG COVERAGE LASTS

This warranty runs for fifteen (15) years from the date of purchase.

WHAT IS NOT COVERED

The warranty applies only to the original purchaser and does not cover: (a) wear and tear; (b) improper maintenance, misuse, or alteration; (c) repair by unauthorized representatives; (d) damage resulting from transit or handling; or (e) transportation costs.

WHAT MALOUF® WILL DO

MALOUF®, at its sole discretion, will repair, replace, or refund any product that proves to be defective in materials or workmanship.

HOW TO GET SERVICE

E-mail “warranty@maloufsleep.com” to submit your warranty claim. Please keep your receipt so that we may process your warranty request.

HOW STATE LAW APPLIES

This warranty gives you specific legal rights, and you may also have other rights which vary from state to state.

The foregoing warranty shall be exclusive and in lieu of any other warranty, express or implied, including warranties of merchantability and fitness for a particular purpose and all other warranties otherwise arising by operation of law, course of dealing, custom, trade, or otherwise. Neither the seller nor the manufacturer shall be liable for any injury, loss or damage, direct or consequential arising out of the use or inability to use this product.